

In-app messages in the Parent Portal and Parent App

Follow

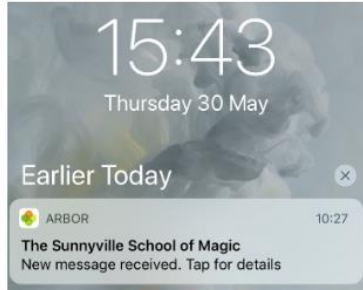


Gwyn Mabo

November 27, 2023 13:12

If you've enabled Push Notifications for the App, you'll get a push notification whenever you have a new in-app message, whether you are logged in to Arbor or not. **If you aren't receiving push notifications, or they vanish quickly, please follow [these instructions](#).**

The push notification won't contain the content of the message, it will just let you know there is a new message that you will need to log in to Arbor to read.



How can I read my in-app messages?

You can see any in-app messages sent to you from your school in the messages section of the Parent Portal or Parent App.


+ Through the Parent Portal

- Through the Parent App

When using the App, you'll receive a Push Notification (if you have enabled this feature).

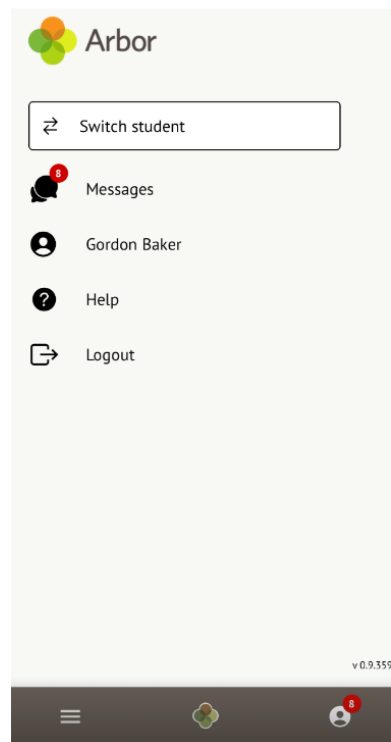
Tap the notification and log into the app to be able to view the message.

In the App, you'll see a notification at the bottom right of your screen. Click this notification, then click **Messages** to see your messages.



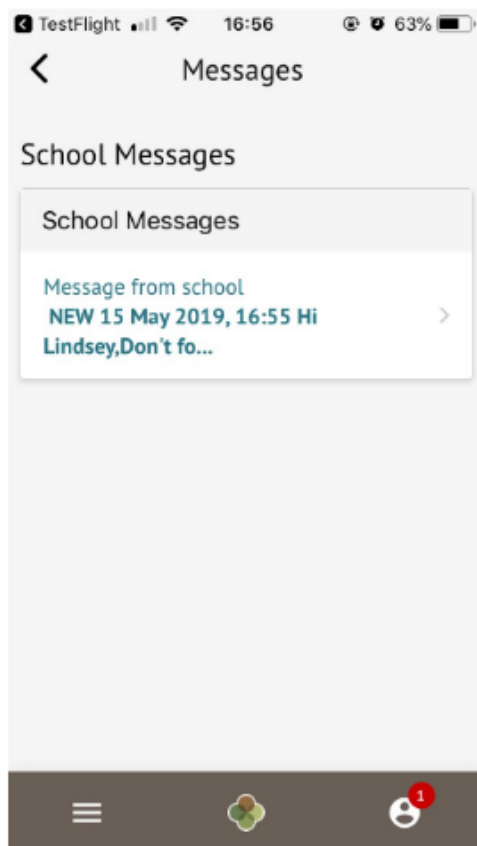
Switch student

In the App, you'll see a notification at the bottom right of your screen. Click this notification, then click **Messages** to see your messages.



All new messages are marked as 'NEW' and are written in bold. Read messages will be written in normal text.

Click the message to view it.



Click a link in an in-app message to open the page in your default web browser app (e.g. Safari, Chrome etc).

Message From School

Received
02 February 2022, 12:46

Sent by
Sunnyville School of Product Management

Message

Please click this [link](#)

Cancel

Respond